






Radiator Thermostat II

in combination with Bosch Smart Home Controller II

| Function | Device  | Bosch Smart Home System  | Matter System  |
|-----------------------------------------------------------------------------------------------------|--------------------------------------------------------------------------------------------|-------------------------------------------------------------------------------------------------------------|---------------------------------------------------------------------------------------------------|
| Set temperature | ● ² | ● ² | ● ¹ |
| Displayed temperature (current/target) | ● ² | ● ² | ● ¹ |
| Operation mode (manual/schedule) | | ● ² | |
| Schedule | | ● ² | |
| Boost | | ● ² | ● ¹ |
| Display brightness (in %) | | ● | |
| Display orientation (vertical/horizontal) | | ● | |
| Display switch-on duration (in sec) | | ● | |
| Temperature adjustment | | ● | |
| Valve position | | ● | |
| Child lock | | ● | |
| Test signal strength | | ● | |
| Faults (battery defect, trouble, tampered) | | ● | |
| Battery status | | ● ³ | ● ¹ |
| Automations/Scenarios | | ● | ● ¹ |
| Services (climate manager "sustainable ventilation", "heating break & cooling", "temperature drop") | | ● ² | |

¹ Possible use depending on the selected Matter Smart Home system.

² This function can only be used via the room temperature control. The room temperature control combines thermostats in one room to uniformly regulate the temperature in the room.

³ Low battery indicator in the notifications.